

City of Lloydminster 2017 Building Statistics

Year To Date

Month	Commercial				Industrial				Institutional				Residential												Permit Total												
	New	Prt.	Improvement	Prt.	New	Prt.	Improvement	Prt.	New	Prt.	Improvement	Prt.	Prt.	New Single Det.	#	Prt.	Semi-Detached	#	Prt.	Mobile Home	#	Prt.	New Apartment	#	Prt.	New Rowhouse	#	Prt.	New Townhouse	#	Prt.	Improvement	Prt.	Garage	# of Dwellings	Prts.	Value (\$)
January	\$0.00	0	\$164,000.00	2	\$0.00	0	\$60,000.00	1	\$674,000.00	1	\$0.00	0	1	\$320,000.00	1	0	\$0.00	0	0	\$0.00	0	0	\$0.00	0	0	\$0.00	0	0	\$0.00	0	0	\$103,500.00	0	\$0.00	1	13	\$1,321,500.00
February	\$400,000.00	1	\$386,675.00	4	\$0.00	0	\$0.00	0	\$0.00	0	\$0.00	0	4	\$988,000.00	4	0	\$0.00	0	0	\$0.00	0	0	\$0.00	0	0	\$0.00	0	1	\$465,000.00	4	3	\$57,000.00	0	\$0.00	8	13	\$2,296,675.00
March	\$0.00	0	\$550,985.00	5	\$0.00	0	\$10,000.00	1	\$0.00	0	\$0.00	0	4	\$948,000.00	4	0	\$0.00	0	0	\$0.00	0	0	\$0.00	0	0	\$0.00	0	0	\$0.00	0	8	\$163,300.00	1	\$17,000.00	4	19	\$1,689,285.00
April	\$0.00	0	\$1,432,000.00	6	\$0.00	0	\$0.00	0	\$0.00	0	\$0.00	0	7	\$2,330,000.00	7	0	\$0.00	0	0	\$0.00	0	0	\$0.00	0	0	\$620,000.00	3	0	\$0.00	0	7	\$119,500.00	1	\$20,000.00	10	22	\$4,521,500.00
May	\$620,000.00	1	\$810,000.00	8	\$0.00	0	\$0.00	0	\$0.00	0	\$0.00	0	6	\$1,800,000.00	6	0	\$0.00	0	0	\$0.00	0	0	\$0.00	0	0	\$0.00	0	0	\$0.00	0	11	\$75,210.00	0	\$0.00	6	28	\$3,305,210.00
June	\$0.00	0	\$0.00	0	\$0.00	0	\$0.00	0	\$0.00	0	\$0.00	0	0	\$0.00	0	0	\$0.00	0	0	\$0.00	0	0	\$0.00	0	0	\$0.00	0	0	\$0.00	0	0	\$0.00	0	0	0	0	\$0.00
July	\$0.00	0	\$0.00	0	\$0.00	0	\$0.00	0	\$0.00	0	\$0.00	0	0	\$0.00	0	0	\$0.00	0	0	\$0.00	0	0	\$0.00	0	0	\$0.00	0	0	\$0.00	0	0	\$0.00	0	0	0	0	\$0.00
August	\$0.00	0	\$0.00	0	\$0.00	0	\$0.00	0	\$0.00	0	\$0.00	0	0	\$0.00	0	0	\$0.00	0	0	\$0.00	0	0	\$0.00	0	0	\$0.00	0	0	\$0.00	0	0	\$0.00	0	0	0	0	\$0.00
September	\$0.00	0	\$0.00	0	\$0.00	0	\$0.00	0	\$0.00	0	\$0.00	0	0	\$0.00	0	0	\$0.00	0	0	\$0.00	0	0	\$0.00	0	0	\$0.00	0	0	\$0.00	0	0	\$0.00	0	0	0	0	\$0.00
October	\$0.00	0	\$0.00	0	\$0.00	0	\$0.00	0	\$0.00	0	\$0.00	0	0	\$0.00	0	0	\$0.00	0	0	\$0.00	0	0	\$0.00	0	0	\$0.00	0	0	\$0.00	0	0	\$0.00	0	0	0	0	\$0.00
November	\$0.00	0	\$0.00	0	\$0.00	0	\$0.00	0	\$0.00	0	\$0.00	0	0	\$0.00	0	0	\$0.00	0	0	\$0.00	0	0	\$0.00	0	0	\$0.00	0	0	\$0.00	0	0	\$0.00	0	0	0	0	\$0.00
December	\$0.00	0	\$0.00	0	\$0.00	0	\$0.00	0	\$0.00	0	\$0.00	0	0	\$0.00	0	0	\$0.00	0	0	\$0.00	0	0	\$0.00	0	0	\$0.00	0	0	\$0.00	0	0	\$0.00	0	0	0	0	\$0.00
Totals	\$1,020,000.00	2	\$3,343,660.00	25	\$0.00	0	\$70,000.00	2	\$674,000.00	1	\$0.00	0	22	\$6,386,000.00	22	0	\$0.00	0	0	\$0.00	0	0	\$0.00	0	1	\$620,000.00	3	1	\$465,000.00	4	37	\$518,510.00	2	\$37,000.00	29	93	\$13,134,170.00

Year To Year Totals

Year	Commercial				Industrial				Institutional				Residential												Permit Total													
	New	Prt.	Improvement	Prt.	New	Prt.	Improvement	Prt.	New	Prt.	Improvement	Prt.	Prt.	New Single Det.	#	Prt.	Semi-Detached	#	Prt.	Mobile Home	#	Prt.	New Apartment	#	Prt.	New Rowhouse	#	Prt.	New Townhouse	#	Prt.	Improvement	Prt.	Garage	# of Dwellings	Prts.	Value (\$)	
2017	\$1,020,000.00	2	\$3,343,660.00	25	\$0.00	0	\$70,000.00	2	\$674,000.00	1	\$0.00	0	22	\$6,386,000.00	22	0	\$0.00	0	0	\$0.00	0	0	\$0.00	0	1	\$620,000.00	3	1	\$465,000.00	4	0	\$0.00	0	\$0.00	0	0	0	\$13,134,170.00
2016	\$4,858,293.00	7	\$5,687,433.00	35	\$2,400,000.00	5	\$384,000.00	5	\$0.00	0	\$4,580,000.00	3	51	\$16,125,057.00	51	0	\$0.00	0	1	\$85,000.00	1	0	\$0.00	0	1	\$1,629,521.00	8	141	\$1,629,521.00	8	8	\$175,452.00	8	257	\$36,784,756.00			
2015	\$36,380,121.00	27	\$12,764,942.00	50	\$9,579,783.00	7	\$450,030.00	3	\$0.00	0	\$14,492,183.00	6	107	\$36,733,668.00	107	0	\$0.00	0	0	\$0.00	0	0	\$0.00	0	1	\$1,000,000.00	9	2	\$1,200,000.00	8	172	\$6,414,697.61	12	\$255,000.00	124	375	\$119,270,424.61	
2014	\$36,105,414.00	17	\$8,760,278.00	37	\$19,218,290.50	11	\$1,217,000.00	3	\$90,000.00	1	\$3,294,000.00	4	254	\$68,331,474.00	245	0	\$0.00	0	3	\$372,000.00	3	6	\$25,358,000.00	300	217	\$4,137,218.00	36	217	\$4,247,205.00	44	\$204,000.00	600	599	\$172,734,879.50				
2013	\$56,345,014.42	15	\$16,718,307.00	52	\$21,371,379.00	17	\$2,985,404.00	10	\$9,000,000.00	1	\$657,651.00	7	241	\$64,885,874.00	245	0	\$0.00	0	3	\$404,000.00	3	0	\$0.00	0	28	\$13,756,506.00	132	1	\$600,367.00	4	199	\$1,440,943.87	11	\$243,716.00	384	585	\$188,409,162.29	
2012	\$10,380,900.00	11	\$6,739,590.00	44	\$13,130,000.00	15	\$7,473,610.00	14	\$45,981,995.00	7	\$1,331,847.00	7	253	\$65,842,990.00	253	0	\$0.00	0	8	\$800,000.00	8	5	\$21,400,000.00	206	24	\$13,504,107.00	115	1	\$524,077.00	4	182	\$1,377,717.00	12	\$285,301.00	586	583	\$188,772,134.00	
2011	\$11,167,059.00	17	\$7,150,574.00	42	\$25,931,706.00	27	\$521,500.00	4	\$57,541,220.00	10	\$1,210,229.00	6	234	\$59,614,276.00	234	0	\$0.00	0	8	\$1,094,151.00	8	1	\$4,095,000.00	63	6	\$6,822,325.00	50	3	\$3,643,000.00	18	198	\$1,314,344.00	22	\$310,188.00	373	578	\$180,325,572.00	
2010	\$26,663,773.00	10	\$6,615,408.00	56	\$19,983,378.00	9	\$1,068,065.00	6	\$118,000.00	3	\$6,230,023.00	12	180	\$44,756,679.00	180	1	\$435,000.00	2	12	\$5	5	\$0.00	0	1	\$965,000.00	5	3	\$2,684,775.00	27	238	\$2,016,103.00	22	\$286,381.00	219	546	\$112,464,215.00		
2009	\$6,953,000.00	6	\$12,225,290.00	31	\$975,000.00	1	\$1,163,500.00	6	\$1,363,000.00	2	\$110,800.00	4	81	\$18,016,975.00	81	0	\$0.00	0	6	\$660,000.00	6	1	\$3,600,000.00	24	0	\$0.00	0	1	\$471,590.00	3	230	\$1,832,793.00	24	\$366,355.00	114	393	\$47,738,303.00	
2008	\$8,229,810.00	15	\$8,097,150.00	45	\$5,188,909.00	6	\$329,820.00	2	\$0.00	0	\$3,857,184.00	9	142	\$33,657,028.73	142	0	\$0.00	0	1	\$131,000.00	1	5	\$24,822,011.00	181	3	\$1,901,920.00	14	2	\$7,355,260.00	42	267	\$2,408,840.00	5	\$76,620.00	380	502	\$96,055,552.73	
2007	\$21,023,000.00	13	\$13,405,450.00	45	\$5,330,000.00	9	\$4,698,100.00	10	\$0.00	0	\$2,840,421.00	7	254	\$53,675,345.27	254	1	\$96,440.00	2	0	\$0.00	0	3	\$8,700,000.00	65	3	\$5,787,318.27	65	0	\$0.00	0	293	\$2,202,077.66	41	\$469,109.03	396	669	\$118,627,261.43	
2006	\$5,541,130.00	10	\$7,284,085.24	35	\$9,916,754.50	14	\$739,000.00	6	\$6,591,758.60	3	\$8,900,517.00	5	260	\$51,505,457.27	260	4	1,052,773.00	6	0	\$0.00	0	8	\$10,642,100.00	139	1	\$1,848,000.00	14	2	\$7,537,500.00	75	185	\$4,227,143.23	29	\$407,850.00	494	582	\$116,194,068.84	
2005	\$12,221,000.00	5	\$4,754,800.00	32	\$15,569,701.00	19	\$2,110,245.00	12	\$26,847,000.00	2	\$1,485,500.00	4	262	\$40,347,884.00	262	1	2,288,000.00	22	0	\$0.00	0	5	\$10,967,000.00	158	3	\$4,480,000.00	62	0	\$0.00	0	129	\$1,210,745.00	31	\$252,902.00	504	505	\$122,534,777.00	
2004	\$10,203,005.00	19	\$3,015,208.05	43	\$7,521,914.00	17	\$756,775.00	7	\$275,000.00	1	\$676,100.00	3	264	\$35,503,300.00	264	0	\$0.00	0	2	\$10,800,000.00	98	0	\$0.00	0	1	\$1,800,000.00	36	96	\$1,078,050.00	33	\$326,308.00	398	486	\$71,955,660.05				
2003	\$7,177,500.00	10	\$6,229,928.00	38	\$1,095,525.00	7	\$66,155.32	9	\$0.00	0	\$113,487.00	5	197	\$23,615,800.00	197	0	\$0.00	0	2	\$110,000.00	2	0	\$0.00	0	0	\$0.00	0	1	\$1,800,000.00	36	96	\$1,078,050.00	33	\$326,308.00	398	486	\$71,955,660.05	
2002	\$3,976,045.00	8	\$2,479,850.00	51	\$2,165,950.00	6	\$841,607.00	12	\$0.00	0	\$384,488.00	3	286	\$32,760,400.00	286	0	\$0.00	0	14	\$770,000.00	14	0	\$0.00	0	3	\$737,000.00	8	0	\$0.00	0	101	\$843,523.77	19	\$127,000.00	308	503	\$45,085,863.77	
2001	\$4,156,000.00	9	\$1,155,220.00	23	\$3,093,119.00	17																																

2017 ALBERTA VS. SASKATCHEWAN PERMIT TOTALS

Alberta

	Residential			Prt	Commercial \$	Prt	Industrial \$	Prt	Institutional \$				
	Prt	New Dwelling \$	#							Improvement \$	Garage \$		
January	1	\$320,000.00	1	4	\$25,500.00	0	\$0.00	1	\$50,000.00	1	\$60,000.00	1	\$674,000.00
February	1	\$285,000.00	1	0	\$0.00	0	\$0.00	3	\$674,000.00	0	\$0.00	0	\$0.00
March	1	\$300,000.00	1	5	\$70,000.00	0	\$0.00	5	\$550,985.00	1	\$10,000.00	0	\$0.00
April	5	\$1,810,000.00	5	5	\$87,500.00	0	\$0.00	6	\$1,432,000.00	0	\$0.00	0	\$0.00
May	5	\$1,520,000.00	5	9	\$70,210.00	0	\$0.00	7	\$735,000.00	0	\$0.00	0	\$0.00
June													
July													
August													
September													
October													
November													
December													
Total	13	\$4,235,000.00	13	23	\$253,210.00	0	\$0.00	22	\$3,441,985.00	2	\$70,000.00	1	\$674,000.00

Total Permits		
Permits	Value \$	Dwellings
8	\$1,129,500.00	1
4	\$959,000.00	1
12	\$930,985.00	1
16	\$3,329,500.00	5
21	\$2,325,210.00	5
0	\$0.00	0
0	\$0.00	0
0	\$0.00	0
0	\$0.00	0
0	\$0.00	0
0	\$0.00	0
0	\$0.00	0
0	\$0.00	0
0	\$0.00	0
61	\$8,674,195.00	13

% of Total Permits 65.59% 66.04% 44.83%

Monthly Totals

	Prts	Value \$	Dwell #
January	13	\$1,321,500.00	1
February	13	\$2,296,675.00	8
March	19	\$1,689,285.00	4
April	22	\$4,521,500.00	10
May	26	\$3,305,210.00	6
June	0	\$0.00	0
July	0	\$0.00	0
August	0	\$0.00	0
September	0	\$0.00	0
October	0	\$0.00	0
November	0	\$0.00	0
December	0	\$0.00	0
Year To Date	93	\$13,134,170.00	29

Saskatchewan

	Residential			Prt	Commercial \$	Prt	Industrial \$	Prt	Institutional \$				
	Prt	New Dwelling \$	#							Improvement \$	Garage \$		
January	0	\$0.00	0	4	\$78,000.00	0	\$0.00	1	\$114,000.00	0	\$0.00	0	\$0.00
February	4	\$1,168,000.00	7	3	\$57,000.00	0	\$0.00	2	\$112,675.00	0	\$0.00	0	\$0.00
March	3	\$648,000.00	3	3	\$93,300.00	1	\$17,000.00	0	\$0.00	0	\$0.00	0	\$0.00
April	3	\$1,140,000.00	5	2	\$32,000.00	1	\$20,000.00	0	\$0.00	0	\$0.00	0	\$0.00
May	1	\$280,000.00	1	2	\$5,000.00	0	\$0.00	2	\$695,000.00	0	\$0.00	0	\$0.00
June													
July													
August													
September													
October													
November													
December													
Total	11	\$3,236,000.00	16	14	\$265,300.00	2	\$37,000.00	5	\$921,675.00	0	\$0.00	0	\$0.00

Total Permits		
Permits	Value \$	Dwellings
5	\$192,000.00	0
9	\$1,337,675.00	7
7	\$758,300.00	3
6	\$1,192,000.00	5
5	\$980,000.00	1
0	\$0.00	0
0	\$0.00	0
0	\$0.00	0
0	\$0.00	0
0	\$0.00	0
0	\$0.00	0
0	\$0.00	0
0	\$0.00	0
32	\$4,459,975.00	16

% of Total Permits 34.41% 33.96% 55.17%



93

Permits issued
in 2017



\$13,134,170

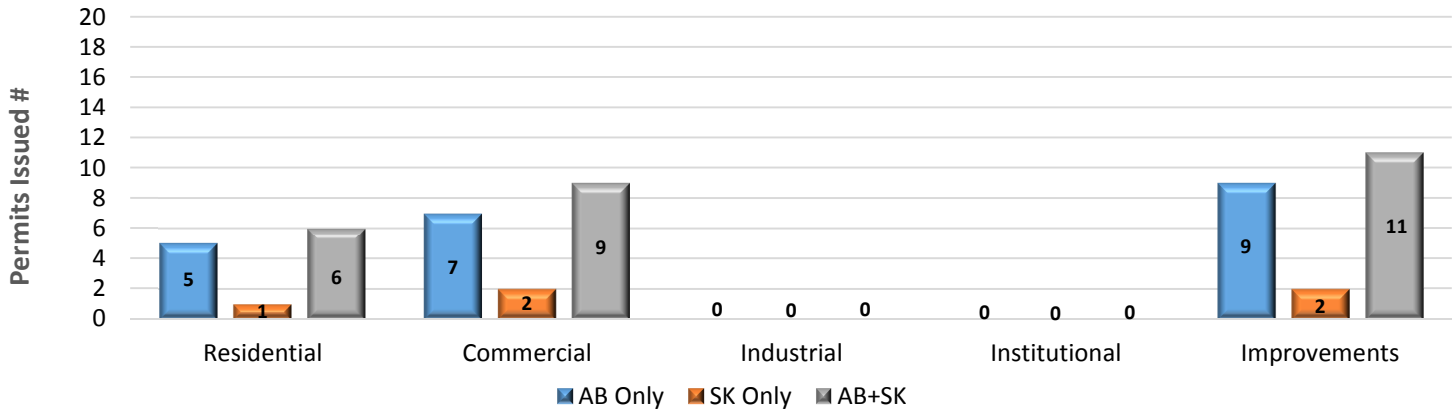
Permit value in
2017



29

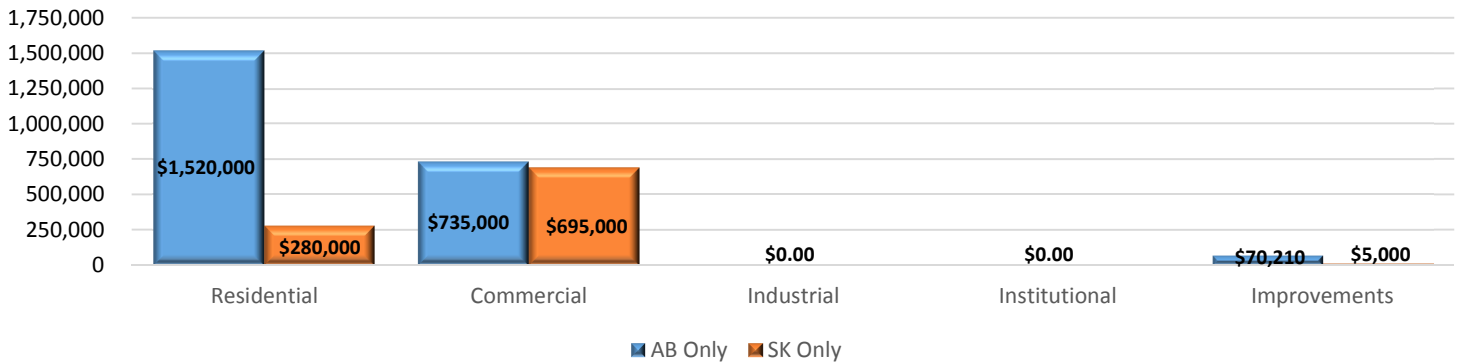
New Dwellings
in 2017

May 2017 - Permits Issued

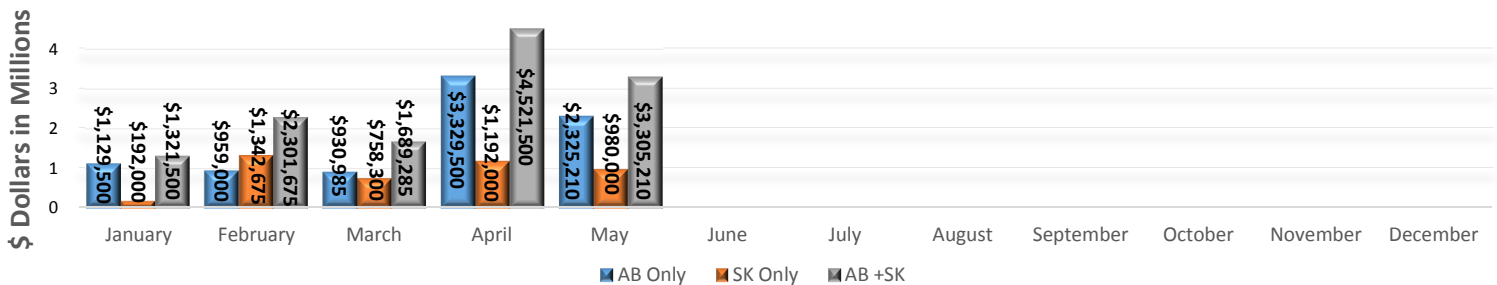


(\$) Dollars

May 2017 Permit Values



2017 Permit Values Total



Year	2013	2014	2015	2016	2017
# of Permits	585	599	375	257	93
Permit Value	\$188,409,162	\$172,734,879	\$119,270,424	\$36,784,756	\$13,134,170
# of New Dwellings	384	590	124	58	29

MAY, 2017

Permit #	Project Information	Type of Work	Construction Value Total	Construction Location	Lot/Block/Plan
LYDB005017LD	Residential	New Construction	\$ 270,000.00	7105 37 Street	6 24 132 4708
LYDB006717LD	Residential	New Construction	\$ 380,000.00	6105 18 Street Close	28 14 142 4772
LYDB007017LD	Residential	NEW	\$ 260,000.00	6206 19 Street	65 6 142 4772
LYDB008817LD	Residential	New Construction	\$ 360,000.00	6109 18 Street Close	30 14 142 4772
LYDB008917LD	Residential	New	\$ 250,000.00	2001 61 Avenue	22 5 142 2294
		AB TOTAL	\$ 1,520,000.00		
LYDB007617LD	Residential	New Construction	\$ 280,000.00	4615 16 Street	32 9 102203301
		SK TOTAL	\$ 280,000.00		
		AB + SK	\$ 1,800,000.00		

LYDB008217LD	Residential	Basement	\$ 20,000.00	1603 55 Avenue	152 54 102 4352
LYDB008617LD	Residential	Deck	\$ 2,000.00	6106 17 Street Close	43 14 142 4772
LYDB008717LD	Residential	Deck	\$ 1,500.00	2019 61 Avenue	14 5 142 3221
LYDB006817LD	Residential	Basement	\$ 20,000.00	7309 35 Street	78 2 132 4708
LYDB007117LD	Residential	Deck	\$ 6,710.00	2715 73 Avenue	Unit 62 Condo Pl 112 2271
LYDB007417LD	Residential	Deck	\$ 2,500.00	1312 52C Avenue	37 57 102 5165
LYDB009017LD	Residential	Deck	\$ 1,500.00	5410 14 Street	34 58 152 3564
LYDB009217LD	Residential	Basement	\$ 15,000.00	6013 18 Street	14 12 132 4415
LYDB009417LD	Residential	Deck	\$ 1,000.00	2312 56 Avenue	31 53 972 2271
		AB TOTAL	\$ 70,210.00		

LYDB007817LD	Residential	Deck	\$ 3,000.00	3706 41A Avenue	22 5 102144383
LYDB007317LD	Residential	Deck	\$ 2,000.00	4813 18 Street	39 4 101898928
		SK TOTAL	\$ 5,000.00		
		AB + SK	\$ 75,210.00		

LYDB006317LD	Commercial	Renovation	\$ 416,000.00	5602 44 Street	37 49 4848 NY
LYDB006517LD	Commercial	Renovation	\$ 6,000.00	5008 50 Street	PT 1 1 LXXXVI
LYDB006917LD	Commercial	Renovation	\$ 250,000.00	5114 46 Street	PT 6-7 9 LXXXVI
LYDB007917LD	Commercial	Renovation	\$ 10,000.00	5111 65 Street	22 5 942 3330
LYDB008017LD	Commercial	Renovation	\$ 30,000.00	4102 70 Avenue	7 2 062 1133
LYDB008117LD	Commercial	Renovation	\$ 20,000.00	5001 18 Street	17 56 062 7158
LYDB009317LD	Commercial	Renovation	\$ 3,000.00	5601 31 Street	29 35 842 2203
		AB TOTAL	\$ 735,000.00		

LYDB007517LD	Commercial	Renovation	\$ 75,000.00	6201 50 Avenue	2 1 102159727
		SK TOTAL	\$ 75,000.00		
		AB + SK	\$ 810,000.00		

LYDB007717LD	Commercial	New Construction	\$ 620,000.00	4111 44 Street	3 2 102102084
		AB+SK	\$ 620,000.00		

AB TOTAL	\$ 2,325,210.00
SK TOTAL	\$ 980,000.00
AB + SK TOTAL	\$ 3,305,210.00