

City of Lloydminster 2017 Building Statistics

Year To Date

Month	Commercial				Industrial				Institutional				Residential												Permit Total												
	New	Prt.	Improvement	Prt.	New	Prt.	Improvement	Prt.	New	Prt.	Improvement	Prt.	Prt.	New Single Det.	#	Prt.	Semi-Detached	#	Prt.	Mobile Home	#	Prt.	New Apartment	#	Prt.	New Rowhouse	#	Prt.	New Townhouse	#	Prt.	Improvement	Prt.	Garage	# of Dwellings	Prts.	Value (\$)
January	\$0.00	0	\$164,000.00	2	\$0.00	0	\$60,000.00	1	\$674,000.00	1	\$0.00	0	1	\$320,000.00	1	0	\$0.00	0	0	\$0.00	0	0	\$0.00	0	0	\$0.00	0	0	\$0.00	0	0	\$103,500.00	0	8	1	13	\$1,321,500.00
February	\$400,000.00	1	\$386,675.00	4	\$0.00	0	\$0.00	0	\$0.00	0	\$0.00	0	4	\$988,000.00	4	0	\$0.00	0	0	\$0.00	0	0	\$0.00	0	0	\$0.00	0	1	\$465,000.00	4	3	\$57,000.00	0	8	13	\$2,296,675.00	
March	\$0.00	0	\$550,985.00	5	\$0.00	0	\$10,000.00	1	\$0.00	0	\$0.00	0	4	\$948,000.00	4	0	\$0.00	0	0	\$0.00	0	0	\$0.00	0	0	\$0.00	0	0	\$0.00	0	8	\$163,300.00	1	19	\$1,689,285.00		
April	\$0.00	0	\$1,432,000.00	6	\$0.00	0	\$0.00	0	\$0.00	0	\$0.00	0	7	\$2,330,000.00	7	0	\$0.00	0	0	\$0.00	0	0	\$0.00	1	0	\$620,000.00	3	0	\$0.00	0	7	\$119,500.00	1	22	\$4,521,500.00		
May	\$620,000.00	1	\$810,000.00	8	\$0.00	0	\$0.00	0	\$0.00	0	\$0.00	0	6	\$1,800,000.00	6	0	\$0.00	0	0	\$0.00	0	0	\$0.00	0	0	\$0.00	0	0	\$0.00	0	11	\$75,210.00	0	6	26	\$3,305,210.00	
June	\$0.00	0	\$159,000.00	4	\$750,000.00	1	\$0.00	0	\$0.00	0	\$0.00	0	5	\$1,150,000.00	5	0	\$0.00	0	0	\$0.00	0	0	\$0.00	0	0	\$0.00	0	0	\$0.00	0	11	\$57,050.00	3	5	\$2,170,550.00		
July	\$0.00	0	\$0.00	0	\$0.00	0	\$0.00	0	\$0.00	0	\$0.00	0	0	\$0.00	0	0	\$0.00	0	0	\$0.00	0	0	\$0.00	0	0	\$0.00	0	0	\$0.00	0	0	\$0.00	0	0	\$0.00		
August	\$0.00	0	\$0.00	0	\$0.00	0	\$0.00	0	\$0.00	0	\$0.00	0	0	\$0.00	0	0	\$0.00	0	0	\$0.00	0	0	\$0.00	0	0	\$0.00	0	0	\$0.00	0	0	\$0.00	0	0	\$0.00		
September	\$0.00	0	\$0.00	0	\$0.00	0	\$0.00	0	\$0.00	0	\$0.00	0	0	\$0.00	0	0	\$0.00	0	0	\$0.00	0	0	\$0.00	0	0	\$0.00	0	0	\$0.00	0	0	\$0.00	0	0	\$0.00		
October	\$0.00	0	\$0.00	0	\$0.00	0	\$0.00	0	\$0.00	0	\$0.00	0	0	\$0.00	0	0	\$0.00	0	0	\$0.00	0	0	\$0.00	0	0	\$0.00	0	0	\$0.00	0	0	\$0.00	0	0	\$0.00		
November	\$0.00	0	\$0.00	0	\$0.00	0	\$0.00	0	\$0.00	0	\$0.00	0	0	\$0.00	0	0	\$0.00	0	0	\$0.00	0	0	\$0.00	0	0	\$0.00	0	0	\$0.00	0	0	\$0.00	0	0	\$0.00		
December	\$0.00	0	\$0.00	0	\$0.00	0	\$0.00	0	\$0.00	0	\$0.00	0	0	\$0.00	0	0	\$0.00	0	0	\$0.00	0	0	\$0.00	0	0	\$0.00	0	0	\$0.00	0	0	\$0.00	0	0	\$0.00		
Totals	\$1,020,000.00	2	\$3,502,660.00	29	\$750,000.00	1	\$70,000.00	2	\$674,000.00	1	\$0.00	0	27	\$7,536,000.00	27	0	\$0.00	0	0	\$0.00	0	0	\$0.00	0	1	\$620,000.00	3	1	\$465,000.00	4	48	\$575,660.00	5	34	\$91,500.00	117	\$15,304,720.00

Year To Year Totals

Year	Commercial				Industrial				Institutional				Residential												Permit Total													
	New	Prt.	Improvement	Prt.	New	Prt.	Improvement	Prt.	New	Prt.	Improvement	Prt.	Prt.	New Single Det.	#	Prt.	Semi-Detached	#	Prt.	Mobile Home	#	Prt.	New Apartment	#	Prt.	New Rowhouse	#	Prt.	New Townhouse	#	Prt.	Improvement	Prt.	Garage	# of Dwellings	Prts.	Value (\$)	
2017	\$1,020,000.00	2	\$3,502,660.00	29	\$750,000.00	1	\$70,000.00	2	\$674,000.00	1	\$0.00	0	27	\$7,536,000.00	27	0	\$0.00	0	0	\$0.00	0	0	\$0.00	0	1	\$620,000.00	3	1	\$465,000.00	4	0	\$0.00	0	8	1	13	\$1,321,500.00	
2016	\$4,858,293.00	7	\$5,687,433.00	35	\$2,400,000.00	5	\$384,000.00	5	\$0.00	0	\$4,580,000.00	3	51	\$16,125,057.00	51	0	\$0.00	0	1	\$85,000.00	1	0	\$0.00	0	0	\$0.00	0	0	\$0.00	0	141	\$1,629,521.00	8	175	\$452,452.00	58	257	\$3,784,756.00
2015	\$36,380,121.00	27	\$12,764,942.00	50	\$9,579,783.00	7	\$450,030.00	6	\$0.00	0	\$14,492,183.00	6	107	\$36,733,668.00	107	0	\$0.00	0	0	\$0.00	0	0	\$0.00	0	0	\$1,000,000.00	6	2	\$1,200,000.00	8	172	\$6,414,697.61	12	255	\$255,000.00	124	375	\$19,270,424.61
2014	\$36,105,414.00	17	\$8,760,278.00	37	\$19,218,290.50	11	\$1,217,000.00	3	\$90,000.00	1	\$3,294,000.00	4	254	\$68,331,474.00	245	0	\$0.00	0	3	\$372,000.00	3	6	\$25,358,000.00	300	2	\$1,400,000.00	16	9	\$4,137,218.00	36	217	\$4,247,205.00	44	600	\$599	\$172,734,879.50		
2013	\$56,345,014.42	15	\$16,718,307.00	52	\$21,371,379.00	17	\$2,985,404.00	10	\$9,000,000.00	1	\$657,851.00	7	241	\$64,885,874.00	245	0	\$0.00	0	3	\$404,000.00	3	0	\$0.00	0	28	\$13,756,506.00	132	1	\$600,367.00	4	199	\$1,440,943.87	11	384	\$585	\$188,409,162.29		
2012	\$10,380,900.00	11	\$6,739,590.00	44	\$13,130,000.00	15	\$7,473,610.00	14	\$45,981,995.00	7	\$1,331,847.00	7	253	\$65,842,990.00	253	0	\$0.00	0	8	\$800,000.00	8	5	\$21,400,000.00	206	24	\$13,504,107.00	115	1	\$524,077.00	4	182	\$1,377,717.00	12	586	\$583	\$188,772,134.00		
2011	\$11,167,059.00	17	\$7,150,574.00	42	\$25,931,708.00	27	\$521,500.00	4	\$57,541,220.00	10	\$1,210,229.00	8	234	\$59,614,278.00	234	0	\$0.00	0	8	\$1,004,151.00	8	1	\$4,095,000.00	63	6	\$6,822,325.00	50	3	\$3,643,000.00	18	198	\$1,314,344.00	22	578	\$180,325,572.00			
2010	\$26,663,773.00	10	\$6,815,408.00	56	\$19,983,378.00	9	\$1,068,065.00	6	\$118,000.00	3	\$6,230,023.00	12	180	\$44,758,679.00	180	1	\$435,000.00	2	5	\$0.00	0	1	\$965,000.00	5	3	\$2,684,775.00	27	238	\$2,684,775.00	27	238	\$286,381.00	219	546	\$112,464,215.00			
2009	\$6,953,000.00	6	\$12,225,290.00	31	\$975,000.00	1	\$1,163,500.00	6	\$1,363,000.00	2	\$110,800.00	4	81	\$18,016,975.00	81	0	\$0.00	0	6	\$660,000.00	6	1	\$3,600,000.00	24	0	\$0.00	0	1	\$471,590.00	3	230	\$1,832,793.00	24	393	\$47,738,303.00			
2008	\$8,229,810.00	15	\$8,097,150.00	45	\$5,188,909.00	6	\$329,820.00	2	\$0.00	0	\$3,857,184.00	9	142	\$33,657,028.73	142	0	\$0.00	0	1	\$131,000.00	1	5	\$24,822,011.00	181	3	\$1,901,920.00	14	2	\$7,355,260.00	42	267	\$2,408,840.00	5	382	\$96,055,525.73			
2007	\$21,023,000.00	13	\$13,405,450.00	45	\$5,330,000.00	9	\$4,698,100.00	10	\$0.00	0	\$2,840,421.00	7	254	\$53,675,345.27	254	1	496,440.00	2	0	\$0.00	0	3	\$8,700,000.00	65	3	\$5,787,318.27	65	0	\$0.00	0	283	\$2,202,077.86	41	669	\$116,291,664.83			
2006	\$5,541,130.00	10	\$7,284,085.24	35	\$9,916,754.50	14	\$739,000.00	6	\$6,591,758.60	3	\$8,900,517.00	5	260	\$51,505,457.27	260	4	1,052,773.00	6	0	\$0.00	0	8	\$10,642,100.00	139	1	\$1,848,000.00	14	2	\$7,537,500.00	75	185	\$4,227,143.23	29	562	\$116,194,068.84			
2005	\$12,221,000.00	5	\$4,754,800.00	32	\$15,569,701.00	19	\$2,110,245.00	12	\$26,847,000.00	2	\$1,485,500.00	4	262	\$40,347,884.00	262	1	2,288,000.00	22	0	\$0.00	0	5	\$10,967,000.00	158	3	\$4,480,000.00	62	0	\$0.00	0	129	\$1,210,745.00	31	504	\$505	\$122,534,777.00		
2004	\$10,203,005.00	19	\$3,015,208.05	43	\$7,521,914.00	17	\$756,775.00	7	\$275,000.00	1	\$676,100.00	3	264	\$35,503,300.00	264	0	\$0.00	0	2	\$0.00	0	2	\$10,800,000.00	98	0	\$0.00	0	1	\$1,800,000.00	36	96	\$1,078,050.00	33	326	\$308	\$486	\$71,955,660.05	
2003	\$7,177,500.00	10	\$6,229,928.00	38	\$1,095,525.00	7	\$65,155.32	9	\$0.00	0	\$113,487.00	5	197	\$23,615,800.00	197	0	\$0.00	0	2	\$110,000.00	2	0	\$0.00	0	0	\$0.00	0	0	\$0.00	0	78	\$1,036,150.00	25	371	\$39,626,345.32			
2002	\$3,976,045.00	8	\$2,479,850.00	51	\$2,165,950.00	6	\$941,607.00	12	\$0.00	0	\$384,488.00	3	286	\$32,760,400.00	286	0	\$0.00	0	14	\$770,000.00	14	0	\$0.00	0	3	\$737,000.00	8	0	\$0.00	0	101	\$843,523.77	19	503	\$45,085,865.77			
2001	\$4,521,500.00	22	\$2,747,500.00	18	\$5,461,624.00	28	\$25,769,358.00	53	\$15,550,111.00	60	\$16,831,382.00	73	\$6,640,399.00	52	\$24,404,756.00	43	\$5,489,602.00	47	\$8,647,580.00	66	\$25,656,149.00	83	\$10,079,956.23	63	\$19,079,956.23	63	\$5,512,500.00	56	\$5,336,004.									

2017 ALBERTA VS. SASKATCHEWAN PERMIT TOTALS

Alberta

	Residential			Prt	Improvement \$	Prt	Garage \$	Prt	Commercial \$	Prt	Industrial \$	Prt	Institutional \$
	Prt	New Dwelling \$	#										
January	1	\$320,000.00	1	4	\$25,500.00	0	\$0.00	1	\$50,000.00	1	\$60,000.00	1	\$674,000.00
February	1	\$285,000.00	1	0	\$0.00	0	\$0.00	3	\$674,000.00	0	\$0.00	0	\$0.00
March	1	\$300,000.00	1	5	\$70,000.00	0	\$0.00	5	\$550,985.00	1	\$10,000.00	0	\$0.00
April	5	\$1,810,000.00	5	5	\$87,500.00	0	\$0.00	6	\$1,432,000.00	0	\$0.00	0	\$0.00
May	5	\$1,520,000.00	5	9	\$70,210.00	0	\$0.00	7	\$735,000.00	0	\$0.00	0	\$0.00
June	3	\$685,000.00	3	8	\$39,550.00	2	\$19,500.00	4	\$159,000.00	1	\$750,000.00	0	\$0.00
July													
August													
September													
October													
November													
December													
Total	16	\$4,920,000.00	16	31	\$292,760.00	2	\$19,500.00	26	\$3,600,985.00	3	\$820,000.00	1	\$674,000.00

Total Permits		
Permits	Value \$	Dwellings
8	\$1,129,500.00	1
4	\$959,000.00	1
12	\$930,985.00	1
16	\$3,329,500.00	5
21	\$2,325,210.00	5
18	\$1,653,050.00	3
0	\$0.00	0
0	\$0.00	0
0	\$0.00	0
0	\$0.00	0
0	\$0.00	0
0	\$0.00	0
79	\$10,327,245.00	16

% of Total Permits 67.52% 67.48% 47.06%

Monthly Totals

	Prts	Value \$	Dwell #
January	13	\$1,321,500.00	1
February	13	\$2,296,675.00	8
March	19	\$1,689,285.00	4
April	22	\$4,521,500.00	10
May	26	\$3,305,210.00	6
June	24	\$2,170,550.00	5
July	0	\$0.00	0
August	0	\$0.00	0
September	0	\$0.00	0
October	0	\$0.00	0
November	0	\$0.00	0
December	0	\$0.00	0
Year To Date	117	\$15,304,720.00	34

Saskatchewan

	Residential			Prt	Improvement \$	Prt	Garage \$	Prt	Commercial \$	Prt	Industrial \$	Prt	Institutional \$
	Prt	New Dwelling \$	#										
January	0	\$0.00	0	4	\$78,000.00	0	\$0.00	1	\$114,000.00	0	\$0.00	0	\$0.00
February	4	\$1,168,000.00	7	3	\$57,000.00	0	\$0.00	2	\$112,675.00	0	\$0.00	0	\$0.00
March	3	\$648,000.00	3	3	\$93,300.00	1	\$17,000.00	0	\$0.00	0	\$0.00	0	\$0.00
April	3	\$1,140,000.00	5	2	\$32,000.00	1	\$20,000.00	0	\$0.00	0	\$0.00	0	\$0.00
May	1	\$280,000.00	1	2	\$5,000.00	0	\$0.00	2	\$695,000.00	0	\$0.00	0	\$0.00
June	2	\$465,000.00	2	3	\$17,500.00	1	\$35,000.00	0	\$0.00	0	\$0.00	0	\$0.00
July													
August													
September													
October													
November													
December													
Total	13	\$3,701,000.00	18	17	\$282,800.00	3	\$72,000.00	5	\$921,675.00	0	\$0.00	0	\$0.00

Total Permits		
Permits	Value \$	Dwellings
5	\$192,000.00	0
9	\$1,337,675.00	7
7	\$758,300.00	3
6	\$1,192,000.00	5
5	\$980,000.00	1
6	\$517,500.00	2
0	\$0.00	0
0	\$0.00	0
0	\$0.00	0
0	\$0.00	0
0	\$0.00	0
0	\$0.00	0
38	\$4,977,475.00	18

% of Total Permits 32.48% 32.52% 52.94%



117

Permits issued
in 2017



\$15,304,720

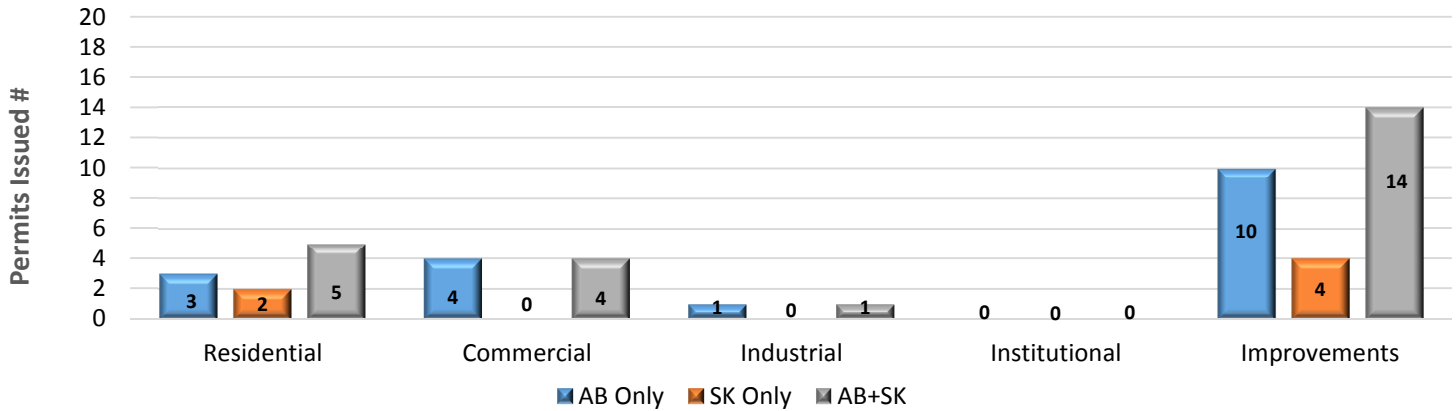
Permit value in
2017



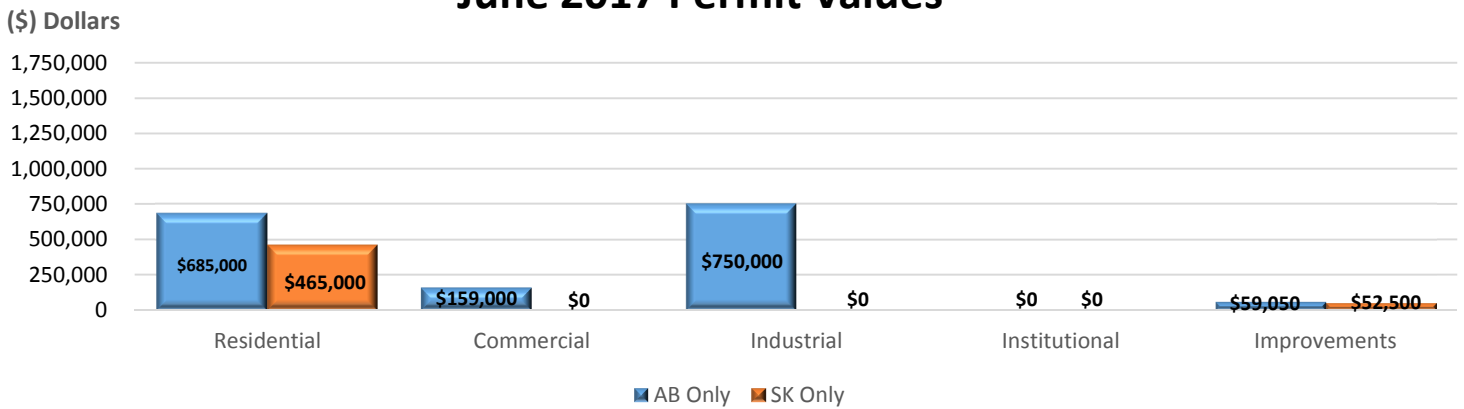
34

New Dwellings
in 2017

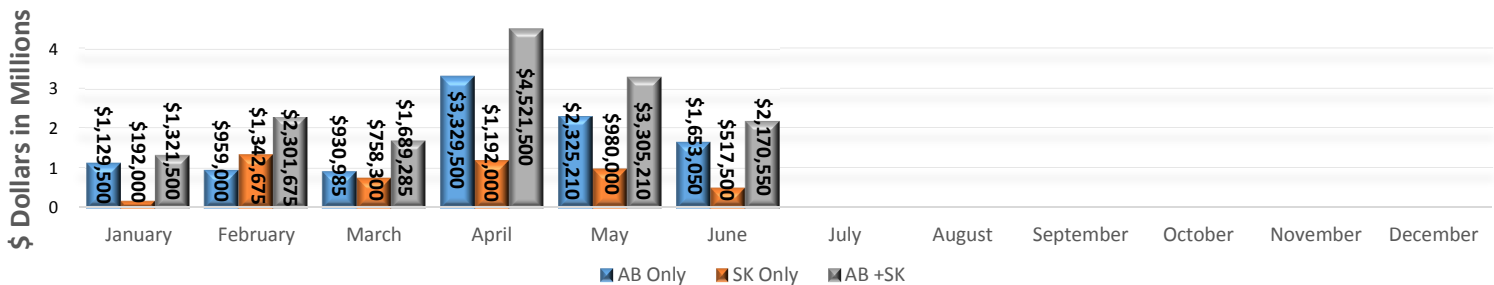
June 2017 - Permits Issued



June 2017 Permit Values



2017 Permit Values Total



Year	2013	2014	2015	2016	2017
# of Permits	585	599	375	257	117
Permit Value	\$188,409,162	\$172,734,879	\$119,270,424	\$36,784,756	\$15,304,720
# of New Dwellings	384	590	124	58	34

JUNE PERMITS 2017

Permit Num	Project Information	Type of Work	Construction Value Total	Construction Location	Lot/Block/Plan
ALBERTA					
LYDB008317LD	Residential	Deck	\$ 2,000.00	1603 55 Avenue Close	152 54 102 4352
LYDB008417LD	Residential	Deck	\$ 550.00	1314 55 Avenue Close	2 57A 152 3564
LYDB009717LD	Residential	Deck	\$ 3,000.00	5210 24 Street	31 48 862 2011
LYDB010017LD	Residential	Deck	\$ 6,000.00	7214 43 Street	27 2 082 1715
LYDB010517LD	Residential	Deck	\$ 2,500.00	4008 74 Avenue	52 2 092 1781
LYDB011017LD	Residential	Basement Development	\$ 20,000.00	1310 52C Avenue	38 57 102 5165
LYDB011217LD	Residential	Bathroom Renovation	\$ 5,000.00	5507 29 Street	53 30 812 0271
LYDB011917LD	Residential	Renovation Add Door to Garage	\$ 500.00	1704 59B Avenue	4 12 132 4385
LYDB010917LD	Residential	Garage	\$ 12,500.00	6009 20 Street	51 2 052 3833
LYDB010117LD	Residential	Garage	\$ 7,000.00	5118 23A Street	47 48 022 4130
		ALBERTA TOTAL	\$ 59,050.00		
SASKATCHEWAN					
LYDB009117LD	Residential	Basement Development	\$ 10,000.00	4826 41 Street	13,14 3 C298
LYDB010817LD	Residential	Deck	\$ 4,000.00	4804 27 Street	21 2 77B03702
LYDB009617LD	Residential	Deck	\$ 3,500.00	1307 47 Avenue Close	19, 13 102176681
LYDB010717LD	Residential	Garage	\$ 35,000.00	2916 49 Avenue	9 D 98B08947
		SASKATCHEWAN TOTAL	\$ 52,500.00		
		AB + SK TOTAL	\$ 111,550.00		
ALBERTA					
LYDB009517LD	Residential	New Construction	\$ 225,000.00	6014 17 Street	26 12 152 0465
LYDB009917LD	Residential	New Construction	\$ 180,000.00	3707 70 Avenue	64 6 152 2663
LYDB010317LD	Residential	New Construction	\$ 280,000.00	1712 63 Avenue	7 17 142 4772
		ALBERTA TOTAL	\$ 685,000.00		
SASKATCHEWAN					
LYDB010417LD	Residential	New Construction	\$ 200,000.00	4721 16 Street	30 9 102203301
LYDB010617LD	Residential	New Construction	\$ 265,000.00	3320 41 Avenue	65 7 102194276
		SASKATCHEWAN TOTAL	\$ 465,000.00		
		AB + SK TOTAL	\$ 1,150,000.00		
ALBERTA					
LYDB011417LD	Commercial	Renovation	\$ 45,000.00	5984 50 Avenue	1 12 132 0869
LYDB006617LD	Commercial	Renovation	\$ 24,000.00	5008 48 Street	1,2 3 LXXXVI
LYDB009817LD	Commercial	Renovation	\$ 30,000.00	7803 44 Street	5 1 142 3737
LYDB010217LD	Commercial	Renovation	\$ 60,000.00	4420 50 Avenue	1 68 832 1420
		AB + SK TOTAL	\$ 159,000.00	NO SK COMMERCIAL RENO PERMITS	
ALBERTA					
LYDB011117LD	Industrial	New Construction	\$ 750,000.00	5402 50 Avenue	23 26 132 3922
		AB + SK TOTAL	\$ 750,000.00	NO SK INDUSTRIAL PERMITS	
TOTAL CONSTRUCTION VALUE			\$ 2,170,550.00		