

# City of Lloydminster 2017 Building Statistics

## Year To Date

Month	Commercial				Industrial				Institutional				Residential												Permit Total												
	New	Prt.	Improvement	Prt.	New	Prt.	Improvement	Prt.	New	Prt.	Improvement	Prt.	Prt.	New Single Det.	#	Prt.	Semi-Detached	#	Prt.	Mobile Home	#	Prt.	New Apartment	#	Prt.	New Rowhouse	#	Prt.	New Townhouse	#	Prt.	Improvement	Prt.	Garage	# of Dwellings	Prts.	Value (\$)
January	\$0.00	0	\$164,000.00	2	\$0.00	0	\$60,000.00	1	\$674,000.00	1	\$0.00	0	1	\$320,000.00	1	0	\$0.00	0	0	\$0.00	0	0	\$0.00	0	0	\$0.00	0	0	\$0.00	0	0	\$103,500.00	0	8	1	13	\$1,321,500.00
February	\$400,000.00	1	\$386,675.00	4	\$0.00	0	\$0.00	0	\$0.00	0	\$0.00	0	4	\$988,000.00	4	0	\$0.00	0	0	\$0.00	0	0	\$0.00	0	0	\$0.00	0	1	\$465,000.00	4	3	\$57,000.00	0	8	13	\$2,296,675.00	
March	\$0.00	0	\$550,985.00	5	\$0.00	0	\$10,000.00	1	\$0.00	0	\$0.00	0	4	\$948,000.00	4	0	\$0.00	0	0	\$0.00	0	0	\$0.00	0	0	\$0.00	0	0	\$163,300.00	1	\$17,000.00	4	19	\$1,689,285.00			
April	\$0.00	0	\$1,432,000.00	6	\$0.00	0	\$0.00	0	\$0.00	0	\$0.00	0	7	\$2,330,000.00	7	0	\$0.00	0	0	\$0.00	0	0	\$0.00	1	\$620,000.00	3	0	\$0.00	0	7	\$119,500.00	1	\$20,000.00	10	22	\$4,521,500.00	
May	\$620,000.00	1	\$810,000.00	8	\$0.00	0	\$0.00	0	\$0.00	0	\$0.00	0	6	\$1,800,000.00	6	0	\$0.00	0	0	\$0.00	0	0	\$0.00	0	0	\$0.00	0	0	\$75,210.00	0	\$0.00	6	26	\$3,305,210.00			
June	\$0.00	0	\$159,000.00	4	\$750,000.00	1	\$0.00	0	\$0.00	0	\$0.00	0	5	\$1,150,000.00	5	0	\$0.00	0	0	\$0.00	0	0	\$0.00	0	0	\$0.00	0	0	\$57,050.00	3	\$54,500.00	5	24	\$2,170,550.00			
July	\$0.00	0	\$1,457,000.00	5	\$900,000.00	1	\$406,098.15	3	\$0.00	0	\$0.00	0	5	\$1,560,000.00	5	0	\$0.00	0	0	\$0.00	0	0	\$0.00	0	0	\$0.00	0	0	\$75,900.00	0	\$0.00	5	28	\$4,419,898.15			
August	\$0.00	0	\$0.00	0	\$0.00	0	\$0.00	0	\$0.00	0	\$0.00	0	0	\$0.00	0	0	\$0.00	0	0	\$0.00	0	0	\$0.00	0	0	\$0.00	0	0	\$0.00	0	\$0.00	0	0	\$0.00			
September	\$0.00	0	\$0.00	0	\$0.00	0	\$0.00	0	\$0.00	0	\$0.00	0	0	\$0.00	0	0	\$0.00	0	0	\$0.00	0	0	\$0.00	0	0	\$0.00	0	0	\$0.00	0	\$0.00	0	0	\$0.00			
October	\$0.00	0	\$0.00	0	\$0.00	0	\$0.00	0	\$0.00	0	\$0.00	0	0	\$0.00	0	0	\$0.00	0	0	\$0.00	0	0	\$0.00	0	0	\$0.00	0	0	\$0.00	0	\$0.00	0	0	\$0.00			
November	\$0.00	0	\$0.00	0	\$0.00	0	\$0.00	0	\$0.00	0	\$0.00	0	0	\$0.00	0	0	\$0.00	0	0	\$0.00	0	0	\$0.00	0	0	\$0.00	0	0	\$0.00	0	\$0.00	0	0	\$0.00			
December	\$0.00	0	\$0.00	0	\$0.00	0	\$0.00	0	\$0.00	0	\$0.00	0	0	\$0.00	0	0	\$0.00	0	0	\$0.00	0	0	\$0.00	0	0	\$0.00	0	0	\$0.00	0	\$0.00	0	0	\$0.00			
<b>Totals</b>	<b>\$1,020,000.00</b>	<b>2</b>	<b>\$4,959,660.00</b>	<b>34</b>	<b>\$1,650,000.00</b>	<b>2</b>	<b>\$476,098.15</b>	<b>5</b>	<b>\$674,000.00</b>	<b>1</b>	<b>\$0.00</b>	<b>0</b>	<b>32</b>	<b>\$9,116,900.00</b>	<b>32</b>	<b>0</b>	<b>\$0.00</b>	<b>0</b>	<b>0</b>	<b>\$0.00</b>	<b>0</b>	<b>0</b>	<b>\$0.00</b>	<b>0</b>	<b>1</b>	<b>\$620,000.00</b>	<b>3</b>	<b>1</b>	<b>\$465,000.00</b>	<b>4</b>	<b>62</b>	<b>\$651,460.00</b>	<b>5</b>	<b>\$91,500.00</b>	<b>39</b>	<b>145</b>	<b>\$19,724,618.15</b>

## Year To Year Totals

Year	Commercial				Industrial				Institutional				Residential												Permit Total												
	New	Prt.	Improvement	Prt.	New	Prt.	Improvement	Prt.	New	Prt.	Improvement	Prt.	Prt.	New Single Det.	#	Prt.	Semi-Detached	#	Prt.	Mobile Home	#	Prt.	New Apartment	#	Prt.	New Rowhouse	#	Prt.	New Townhouse	#	Prt.	Improvement	Prt.	Garage	# of Dwellings	Prts.	Value (\$)
2017	\$1,020,000.00	2	\$4,959,660.00	34	\$1,650,000.00	2	\$476,098.15	5	\$674,000.00	1	\$0.00	0	32	\$9,116,900.00	32	0	\$0.00	0	0	\$0.00	0	0	\$0.00	0	1	\$620,000.00	3	1	\$465,000.00	4	62	\$651,460.00	5	\$91,500.00	39	145	\$19,724,618.15
2016	\$4,858,293.00	7	\$5,687,433.00	35	\$2,400,000.00	5	\$384,000.00	3	\$0.00	0	\$4,580,000.00	3	51	\$16,125,057.00	51	0	\$0.00	0	1	\$85,000.00	1	0	\$0.00	0	0	\$0.00	0	0	\$0.00	0	141	\$1,629,521.00	8	\$175,452.00	58	257	\$36,784,756.00
2015	\$36,380,121.00	27	\$12,764,942.00	50	\$9,579,783.00	7	\$450,030.00	5	\$0.00	0	\$14,492,183.00	6	107	\$36,733,668.00	107	0	\$0.00	0	0	\$0.00	0	0	\$0.00	0	0	\$1,000,000.00	6	2	\$1,200,000.00	8	172	\$6,414,697.61	12	\$255,000.00	124	375	\$119,270,424.61
2014	\$36,105,414.00	17	\$8,760,278.00	37	\$19,218,290.50	11	\$1,217,000.00	3	\$90,000.00	1	\$3,294,000.00	4	254	\$68,331,474.00	245	0	\$0.00	0	3	\$372,000.00	3	6	\$25,358,000.00	300	2	\$1,400,000.00	16	9	\$4,137,218.00	36	217	\$4,247,205.00	44	\$204,000.00	600	599	\$172,734,879.50
2013	\$56,345,014.42	15	\$16,718,307.00	52	\$21,371,379.00	17	\$2,985,404.00	10	\$9,000,000.00	1	\$657,851.00	7	241	\$64,885,874.00	245	0	\$0.00	0	3	\$404,000.00	3	0	\$0.00	0	28	\$13,756,506.00	132	1	\$600,367.00	4	199	\$1,440,943.87	11	\$243,716.00	384	585	\$188,409,162.29
2012	\$10,380,900.00	11	\$6,739,590.00	44	\$13,130,000.00	15	\$7,473,610.00	14	\$45,981,995.00	7	\$1,331,847.00	7	253	\$65,842,990.00	253	0	\$0.00	0	8	\$800,000.00	8	5	\$21,400,000.00	206	24	\$13,504,107.00	115	1	\$524,077.00	4	182	\$1,377,717.00	12	\$285,301.00	586	583	\$188,772,134.00
2011	\$11,167,059.00	17	\$7,150,574.00	42	\$29,931,708.00	27	\$521,500.00	4	\$57,541,220.00	10	\$1,210,229.00	8	234	\$59,614,278.00	234	0	\$0.00	0	1	\$1,004,151.00	6	1	\$4,095,000.00	63	3	\$3,643,000.00	18	198	\$1,314,344.00	22	\$310,188.00	373	578	\$180,325,572.00			
2010	\$26,663,773.00	10	\$6,615,408.00	56	\$19,983,378.00	9	\$1,068,065.00	6	\$118,000.00	3	\$6,230,023.00	12	180	\$44,758,679.00	180	1	\$435,000.00	2	5	\$941,630.00	5	0	\$0.00	0	1	\$965,000.00	5	3	\$2,684,775.00	27	238	\$2,016,103.00	22	\$286,381.00	219	546	\$112,464,215.00
2009	\$6,953,000.00	6	\$12,225,290.00	31	\$975,000.00	1	\$1,163,500.00	6	\$1,363,000.00	2	\$1,110,800.00	4	81	\$18,016,975.00	81	0	\$0.00	0	6	\$660,000.00	6	1	\$3,600,000.00	24	0	\$0.00	0	0	\$471,590.00	3	230	\$1,832,793.00	24	\$366,355.00	114	393	\$47,738,300.00
2008	\$8,229,810.00	15	\$8,097,150.00	45	\$5,188,909.00	6	\$329,820.00	2	\$0.00	0	\$3,857,184.00	9	142	\$33,657,028.73	142	0	\$0.00	0	1	\$131,000.00	1	5	\$24,822,011.00	181	3	\$1,901,920.00	14	2	\$7,355,260.00	42	267	\$2,408,840.00	5	\$76,620.00	380	502	\$96,055,552.73
2007	\$21,023,000.00	13	\$13,405,450.00	45	\$5,330,000.00	9	\$4,698,100.00	10	\$0.00	0	\$2,840,421.00	7	254	\$53,675,345.27	254	1	496,440.00	2	0	\$0.00	0	3	\$8,700,000.00	65	3	\$5,787,318.27	65	0	\$0.00	0	283	\$2,202,077.86	41	\$468,109.00	386	669	\$118,627,261.43
2006	\$5,541,130.00	10	\$7,284,085.24	35	\$9,916,754.50	14	\$739,000.00	6	\$6,591,758.60	3	\$8,900,517.00	5	260	\$51,505,457.27	260	4	1,052,773.00	6	0	\$0.00	0	8	\$10,642,100.00	139	1	\$1,848,000.00	14	2	\$7,537,500.00	75	185	\$4,227,143.23	29	\$407,850.00	494	562	\$116,194,068.84
2005	\$12,221,000.00	5	\$4,754,800.00	32	\$15,569,701.00	19	\$2,110,245.00	12	\$26,847,000.00	2	\$1,485,500.00	4	262	\$40,347,884.00	262	1	2,288,000.00	22	0	\$0.00	0	5	\$10,967,000.00	158	3	\$4,480,000.00	62	0	\$0.00	0	129	\$1,210,745.00	31	\$252,902.00	504	505	\$122,534,777.00
2004	\$10,203,005.00	19	\$3,015,208.05	43	\$7,521,914.00	17	\$756,775.00	7	\$275,000.00	1	\$676,100.00	3	264	\$35,503,300.00	264	0	\$0.00	0	0	\$0.00	0	2	\$10,800,000.00	98	0	\$0.00	0	1	\$1,800,000.00	36	96	\$1,078,050.00	33	\$326,308.00	398	486	\$71,955,660.05
2003	\$7,177,500.00	10	\$6,229,928.00	38	\$1,095,525.00	7	\$65,155.32	9	\$0.00	0	\$113,487.00	5	197	\$23,615,800.00	197	0	\$0.00	0	2	\$110,000.00	2	0	\$0.00	0	0	\$0.00	0	0	\$0.00	0	78	\$1,036,150.00	25	\$182,800.00	199	371	\$39,626,345.32
2002	\$3,976,045.00	8	\$2,479,850.00	51	\$2,165,950.00	6	\$941,607.00	12	\$0.00	0	\$384,488.00	3	286	\$32,760,400.00	286	0	\$0.00	0	14	\$0.00	0	0	\$0.00	0	3	\$737,000.00	8	0	\$0.00	0	101	\$943,523.77	19	\$84,085,863.77			
2001	\$4,521,500.00	22	\$2,747,500.00	18	\$5,461,624.00	28	\$25,769,358.00	53	\$15,550,111.00	60	\$16,831,382.00	73	\$6,640,399.00	52																							

## 2017 ALBERTA VS. SASKATCHEWAN PERMIT TOTALS

### Alberta

	Residential			Prt	Commercial \$	Prt	Industrial \$	Prt	Institutional \$				
	Prt	New Dwelling \$	#							Improvement \$	Garage \$		
January	1	\$320,000.00	1	4	\$25,500.00	0	\$0.00	1	\$50,000.00	1	\$60,000.00	1	\$674,000.00
February	1	\$285,000.00	1	0	\$0.00	0	\$0.00	3	\$674,000.00	0	\$0.00	0	\$0.00
March	1	\$300,000.00	1	5	\$70,000.00	0	\$0.00	5	\$550,985.00	1	\$10,000.00	0	\$0.00
April	5	\$1,810,000.00	5	5	\$87,500.00	0	\$0.00	6	\$1,432,000.00	0	\$0.00	0	\$0.00
May	5	\$1,520,000.00	5	9	\$70,210.00	0	\$0.00	7	\$735,000.00	0	\$0.00	0	\$0.00
June	3	\$685,000.00	3	8	\$39,550.00	2	\$19,500.00	4	\$159,000.00	1	\$750,000.00	0	\$0.00
July	3	\$1,145,000.00	3	10	\$60,100.00	0	\$0.00	4	\$1,157,000.00	4	\$1,306,098.15	0	\$0.00
August													
September													
October													
November													
December													
<b>Total</b>	<b>19</b>	<b>\$6,065,000.00</b>	<b>19</b>	<b>41</b>	<b>\$352,860.00</b>	<b>2</b>	<b>\$19,500.00</b>	<b>30</b>	<b>\$4,757,985.00</b>	<b>7</b>	<b>\$2,126,098.15</b>	<b>1</b>	<b>\$674,000.00</b>

Total Permits		
Permits	Value \$	Dwellings
8	\$1,129,500.00	1
4	\$959,000.00	1
12	\$930,985.00	1
16	\$3,329,500.00	5
21	\$2,325,210.00	5
18	\$1,653,050.00	3
21	\$3,668,198.15	3
0	\$0.00	0
0	\$0.00	0
0	\$0.00	0
0	\$0.00	0
0	\$0.00	0
<b>100</b>	<b>\$13,995,443.15</b>	<b>19</b>

% of Total Permits    68.97%    70.95%    48.72%

### Monthly Totals

	Prts	Value \$	Dwell #
January	13	\$1,321,500.00	1
February	13	\$2,296,675.00	8
March	19	\$1,689,285.00	4
April	22	\$4,521,500.00	10
May	26	\$3,305,210.00	6
June	24	\$2,170,550.00	5
July	28	\$4,419,898.15	5
August	0	\$0.00	0
September	0	\$0.00	0
October	0	\$0.00	0
November	0	\$0.00	0
December	0	\$0.00	0
<b>Year To Date</b>	<b>145</b>	<b>\$19,724,618.15</b>	<b>39</b>

### Saskatchewan

	Residential			Prt	Commercial \$	Prt	Industrial \$	Prt	Institutional \$				
	Prt	New Dwelling \$	#							Improvement \$	Garage \$		
January	0	\$0.00	0	4	\$78,000.00	0	\$0.00	1	\$114,000.00	0	\$0.00	0	\$0.00
February	4	\$1,168,000.00	7	3	\$57,000.00	0	\$0.00	2	\$112,675.00	0	\$0.00	0	\$0.00
March	3	\$648,000.00	3	3	\$93,300.00	1	\$17,000.00	0	\$0.00	0	\$0.00	0	\$0.00
April	3	\$1,140,000.00	5	2	\$32,000.00	1	\$20,000.00	0	\$0.00	0	\$0.00	0	\$0.00
May	1	\$280,000.00	1	2	\$5,000.00	0	\$0.00	2	\$695,000.00	0	\$0.00	0	\$0.00
June	2	\$465,000.00	2	3	\$17,500.00	1	\$35,000.00	0	\$0.00	0	\$0.00	0	\$0.00
July	2	\$435,900.00	2	4	\$15,800.00	0	\$0.00	1	\$300,000.00	0	\$0.00	0	\$0.00
August													
September													
October													
November													
December													
<b>Total</b>	<b>15</b>	<b>\$4,136,900.00</b>	<b>20</b>	<b>21</b>	<b>\$298,600.00</b>	<b>3</b>	<b>\$72,000.00</b>	<b>6</b>	<b>\$1,221,675.00</b>	<b>0</b>	<b>\$0.00</b>	<b>0</b>	<b>\$0.00</b>

Total Permits		
Permits	Value \$	Dwellings
5	\$192,000.00	0
9	\$1,337,675.00	7
7	\$758,300.00	3
6	\$1,192,000.00	5
5	\$980,000.00	1
6	\$517,500.00	2
7	\$751,700.00	2
0	\$0.00	0
0	\$0.00	0
0	\$0.00	0
0	\$0.00	0
0	\$0.00	0
<b>45</b>	<b>\$5,729,175.00</b>	<b>20</b>

% of Total Permits    31.03%    29.05%    51.28%



145

Permits issued  
in 2017



\$19,724,618

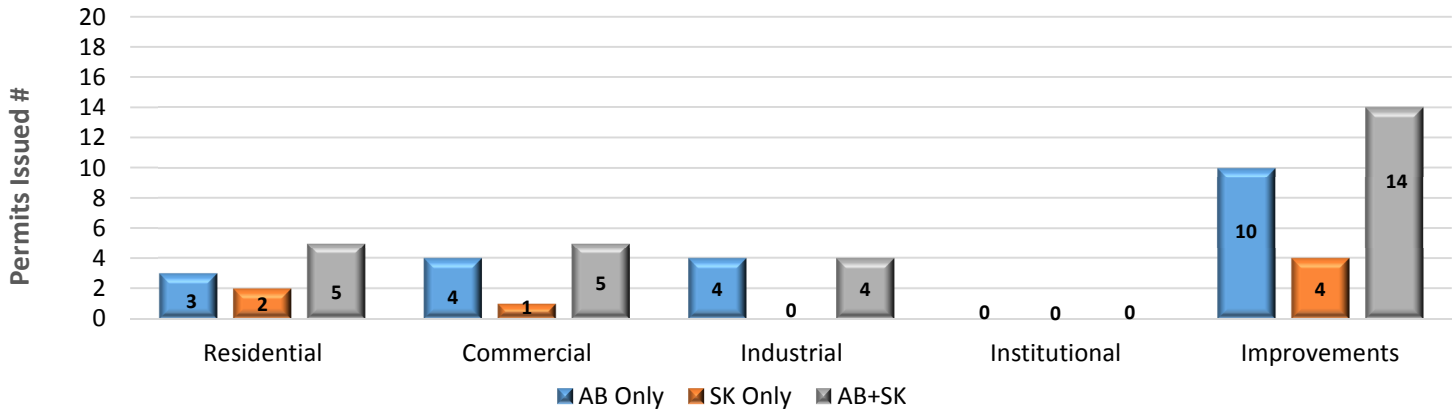
Permit value in  
2017



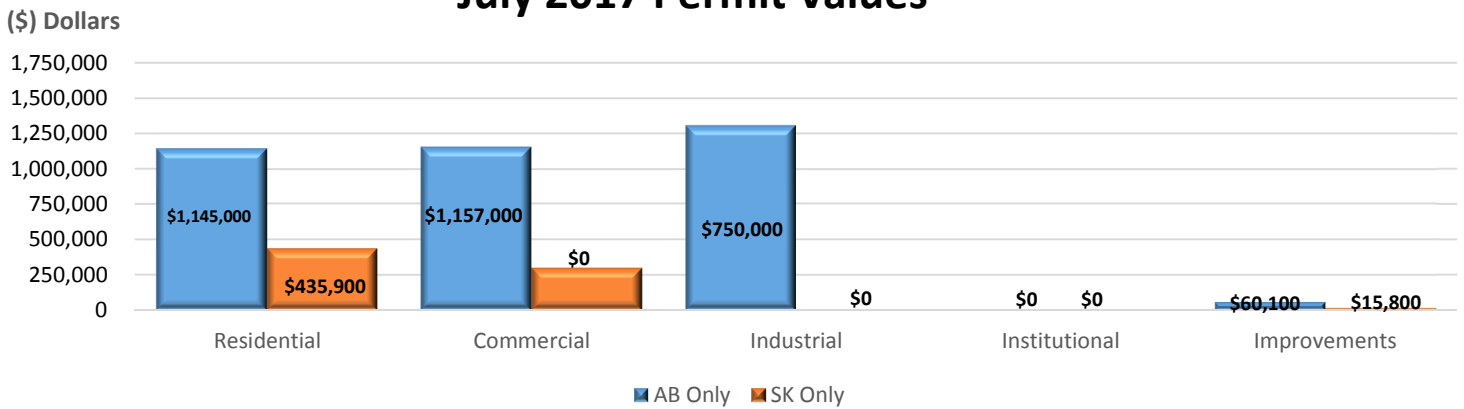
39

New Dwellings  
in 2017

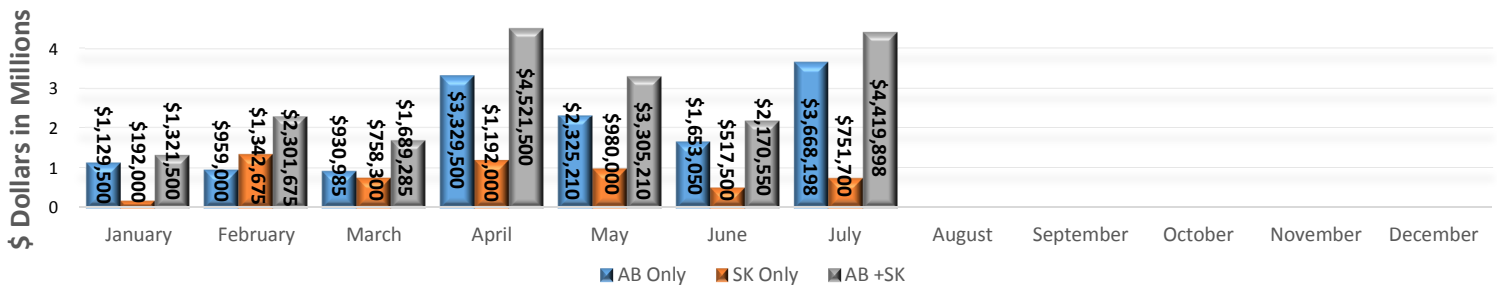
### July 2017 - Permits Issued



### July 2017 Permit Values



### 2017 Permit Values Total



Year	2013	2014	2015	2016	2017
# of Permits	585	599	375	257	145
Permit Value	\$188,409,162	\$172,734,879	\$119,270,424	\$36,784,756	\$15,304,720
# of New Dwellings	384	590	124	58	39

## July Permits

Permit Number	Project Information	Type of Work	Construction Value Total	Construction Location	Lot/Block/Plan
<b>ALBERTA</b>					
LYDB011317LD	Commercial	Renovation	\$ 50,000.00	4810 50 Avenue	PT19-PT20 3 188MC
LYDB012917LD	Commercial	Renovation	\$ 175,000.00	5904 44 Street	A,B 5424 HM
LYDB014517LD	Commercial	Renovation	\$ 30,000.00	4206 66 Avenue	7B 3 094 1722
LYDB014317LD	Commercial	Accessory Building	\$ 902,000.00	6300 59 Avenue	
<b>ALBERTA TOTAL</b>			<b>\$ 1,157,000.00</b>		
LYDB012217LD	Industrial	Accessory Building	\$ 51,743.15	4805 62 Avenue	H 4295 TR
LYDB012317LD	Industrial	Accessory Building	\$ 27,355.00	4805 62 Avenue	H 4295 TR
LYDB013517LD	Industrial	New Construction	\$ 900,000.00	6822 56 Street	17 17 122 4253
LYDB012817LD	Industrial	Addition	\$ 327,000.00	5904 44 Street	A & B 5424HM & 1524KS
<b>ALBERTA TOTAL</b>			<b>\$ 1,306,098.15</b>		
LYDB011717LD	Residential	New Construction	\$ 560,000.00	6210 20 Street Close	32 6 142 3846
LYDB012417LD	Residential	New Construction	\$ 225,000.00	1305 55 Avenue	78 57 152 3564
LYDB013417LD	Residential	New Construction	\$ 360,000.00	5944 17 Street	34 12 152 0465
<b>ALBERTA TOTAL</b>			<b>\$ 1,145,000.00</b>		
LYDB013617LD	Residential	Deck	\$ 7,800.00	6114 17 Street Close	39 14 142 4772
LYDB013117LD	Residential	Deck	\$ 1,100.00	7304 37 Street Close	32 25 132 4708
LYDB013217LD	Residential	Deck	\$ 1,500.00	3912 66 Avenue	6 11 992 5179
LYDB014117LD	Residential	Deck	\$ 20,000.00	1709 59B Avenue	13 11 132 4033
LYDB012017LD	Residential	Dormer Addition	\$ 10,000.00	5722 35 Street	33 33 792 2747
LYDB013917LD	Residential	Basement Development	\$ 10,000.00	1806 56 Avenue	13 61 112 3869
LYDB013017LD	Residential	Basement Development	\$ 1,500.00	1705 52 Avenue	6 56 062 0011
LYDB012117LD	Residential	Basement Development	\$ 2,000.00	6615 35 Street	61 15 022 4387
LYDB014417LD	Residential	Accessory Building	\$ 5,200.00	2005 63 Avenue	16 7 042 2828
LYDB012617LD	Residential	Accessory Building	\$ 1,000.00	3406 54 Avenue	19 25 1679 TR
<b>ALBERTA TOTAL</b>			<b>\$ 60,100.00</b>		
<b>SASKATCHEWAN</b>					
LYDB013817LD	Residential	New Construction	\$ 254,900.00	4112 33 Street	58 7 102194276
LYDB011817LD	Residential	New Construction	\$ 181,000.00	3315 41 Avenue	44 2 102194276
<b>SASKATCHEWAN TOTALS</b>			<b>\$ 435,900.00</b>		
LYDB011517LD	Residential	dECK	\$ 3,000.00	1809 49 Avenue	33 7 101892124
LYDB012517LD	Residential	Basement Development	\$ 10,000.00	4118 41 Avenue	Unit 15 Condo 102166905
LYDB014017LD	Residential	Accessory Building	\$ 1,500.00	4427 26A Street	8 10 101534778
LYDB014217LD	Residential	Other	\$ 1,300.00	4124 34 Street	21 2 102113659
<b>SASKATCHEWAN TOTALS</b>			<b>\$ 15,800.00</b>		
LYDB013717LD	Commercial	Renovation	\$ 300,000.00	4515 52 Street	2 17A 102104424
<b>SASKATCHEWAN TOTALS</b>			<b>\$ 300,000.00</b>		

<b>ALBERTA TOTALS</b>	<b>\$ 3,668,198.15</b>
<b>SASKATCHEWAN TOTALS</b>	<b>\$ 751,700.00</b>
<b>AB + SK TOTALS</b>	<b>\$ 4,419,898.15</b>