

**City of Lloydminster
2018 Building Statistics**

Year To Date

Month	Commercial				Industrial				Institutional				Residential											Permit Total																	
	New	Prt.	Improvement	Prt.	New	Prt.	Improvement	Prt.	New	Prt.	Improvement	Prt.	Prt.	New Single Det.	#	Prt.	Semi-Detached	#	Prt.	Mobile Home	#	Prt.	New Apartment	#	Prt.	New Rowhouse	#	Prt.	New Townhouse	#	Prt.	Improvement	Prt.	Garage	# of Dwellings	Prts.	Value (\$)				
January	\$0.00	0	\$335,000.00	4	\$0.00	0	\$0.00	0	\$0.00	0	\$0.00	0	1	\$180,000.00	1	0	\$0.00	0	0	\$0.00	0	0	\$0.00	0	0	\$0.00	0	0	\$0.00	0	0	\$0.00	0	0	8	\$90,000.00	0	\$0.00	1	13	\$605,000.00

Year To Year Totals

Year	Commercial				Industrial				Institutional				Residential											Permit Total																	
	New	Prt.	Improvement	Prt.	New	Prt.	Improvement	Prt.	New	Prt.	Improvement	Prt.	Prt.	New Single Det.	#	Prt.	Semi-Detached	#	Prt.	Mobile Home	#	Prt.	New Apartment	#	Prt.	New Rowhouse	#	Prt.	New Townhouse	#	Prt.	Improvement	Prt.	Garage	# of Dwellings	Prts.	Value (\$)				
2018	\$2,523,795.00	5	\$6,099,045.00	42	\$0.00	0	\$887,000.00	3	\$0.00	0	\$1,825,866.00	8	38	\$12,041,000.00	38	0	\$0.00	0	0	\$0.00	0	0	\$0.00	0	0	\$0.00	0	0	\$0.00	0	0	\$0.00	0	0	94	\$1,616,700.00	4	\$97,000.00	38	194	\$25,090,406.00

Permit Totals By Month

Month	2018		2017		2016		2015		2014		2013		2012		2011		2010		2009		2008		2007		2006		2005		2004		2003			
	Prts	Value	Prts	Value	Prts	Value	Prts	Value	Prts	Value	Prts	Value	Prts	Value	Prts	Value	Prts	Value	Prts	Value	Prts	Value	Prts	Value	Prts	Value	Prts	Value	Prts	Value	Prts	Value		
January	13	\$7,054,802.00	13	\$7,054,802.00	15	\$15,727,107.00	45	\$9,641,967.00	34	\$16,571,322.00	34	\$16,571,322.00	41	\$4,007,442.00	17	\$2,921,689.00	22	\$2,921,689.00	22	\$2,921,689.00	16	\$509,660.00	21	\$1,162,790.00	41	\$8,455,848.36	32	\$3,302,200.00	25	\$22,711,300.00	19	\$1,408,300.00	13	\$1,408,300.00

Quick Reference

Development	Permits	Value \$	Dwelling Units
Single Detached Dwelling	38	\$12,041,000.00	38
Semi-Detached Dwellings	0	\$0.00	0
Mobile Homes	0	\$0.00	0
Row/Townhouses	0	\$0.00	0
Apartments	0	\$0.00	0
Residential Improvements	94	\$1,616,700.00	N/A
Garages	4	\$97,000.00	N/A
New Commercial	5	\$2,523,795.00	N/A
Commercial Improvements	42	\$6,099,045.00	N/A
New Industrial	0	\$0.00	N/A
Industrial Improvements	3	\$887,000.00	N/A
New Institutional	0	\$0.00	N/A
Institutional Improvements	8	\$1,825,866.00	N/A

1998	Prts.	1999	Prts.
\$1,911,500.00	16	\$1,584,000.00	12
\$2,391,050.00	22	\$1,504,000.00	13
\$1,058,500.00	16	\$1,259,800.00	14
\$1,815,000.00	22	\$5,002,600.00	17
\$2,017,200.00	27	\$6,237,800.00	24
\$3,637,000.00	28	\$7,620,759.00	24
\$2,729,900.00	27	\$1,174,000.00	15
\$3,195,200.00	25	\$1,365,300.00	19
\$1,189,800.00	17	\$4,910,274.00	30
\$3,310,100.00	19	\$2,706,500.00	15
\$1,613,200.00	13	\$7,610,800.00	30
\$1,372,000.00	13	\$2,125,500.00	20
\$26,240,450.00	245	\$43,101,133.00	233

2000	Prts.
\$1,686,183.00	14
\$770,000.00	11
\$2,099,000.00	20
\$3,472,800.00	30
\$2,017,200.00	27
\$13,686,183.00	47
\$2,454,275.00	21
\$6,082,294.00	38
\$3,195,200.00	25
\$1,189,800.00	17
\$3,310,100.00	19
\$1,613,200.00	13
\$1,372,000.00	13
\$47,119,506.45	300

2001	Prts.
\$1,768,500.00	19
\$4,469,852.00	18
\$2,366,000.00	21
\$3,593,204.46	32
\$8,421,045.00	77
\$3,449,629.00	33
\$3,980,900.00	40
\$3,616,300.00	42
\$3,702,894.00	29
\$2,338,856.00	30
\$1,234,000.00	18
\$1,658,380.00	20
\$40,995,546.46	379

2002	Prts.
\$3,080,500.00	40
\$3,136,650.00	33
\$2,553,700.00	34
\$5,208,986.00	45
\$4,052,540.00	56
\$4,276,154.77	53
\$6,042,896.00	62
\$5,817,987.00	54
\$3,158,100.00	41
\$3,746,800.00	41
\$920,500.00	13
\$2,757,500.00	28
\$44,752,313.77	200

2003	Prts.
\$1,401,500.00	16
\$893,947.00	11
\$5,252,000.00	22
\$2,968,651.32	31
\$2,081,840.00	35
\$5,346,800.00	43
\$4,030,500.00	42
\$2,401,003.00	32
\$4,201,125.00	38
\$4,078,700.00	44
\$5,165,861.00	28
\$2,269,564.00	25
\$40,091,491.32	367

2018 ALBERTA VS. SASKATCHEWAN PERMIT TOTALS

Alberta

	Residential			Prt	Commercial \$	Prt	Industrial \$	Prt	Institutional \$				
	Prt	New Dwelling \$	#							Improvement \$	Prt	Garage \$	
January	0	\$0.00	0	3	\$55,000.00	0	\$0.00	3	\$295,000.00	0	\$0.00	0	\$0.00
February	3	\$1,079,000.00	3	3	\$96,000.00	0	\$0.00	2	\$129,000.00	0	\$0.00	0	\$0.00
March	0	\$0.00	0	4	\$16,000.00	0	\$0.00	6	\$1,075,900.00	0	\$0.00	1	\$40,000.00
April	3	\$1,140,000.00	3	1	\$20,000.00	0	\$0.00	2	\$582,447.00	0	\$0.00	0	\$0.00
May	2	\$560,000.00	2	6	\$16,500.00	0	\$0.00	1	\$280,000.00	0	\$0.00	0	\$0.00
June	7	\$2,255,000.00	7	10	\$63,300.00	0	\$0.00	3	\$181,000.00	1	\$12,000.00	1	\$101,400.00
July	3	\$1,062,000.00	3	11	\$315,500.00	0	\$0.00	2	\$223,660.00	0	\$0.00	2	\$17,000.00
August	2	\$485,000.00	2	7	\$38,700.00	0	\$0.00	6	\$1,178,000.00	0	\$0.00	1	\$430,000.00
September	1	\$400,000.00	1	7	\$240,800.00	0	\$0.00	3	\$409,538.00	0	\$0.00	0	\$0.00
October	3	\$955,000.00	3	3	\$43,500.00	0	\$0.00	6	\$601,200.00	0	\$0.00	0	\$0.00
November	5	\$2,110,000.00	5	1	\$2,500.00	0	\$0.00	4	\$1,390,000.00	0	\$0.00	0	\$0.00
December	1	\$175,000.00	1	4	\$35,500.00	1	\$25,000.00	3	\$790,000.00	1	\$375,000.00	0	\$0.00
Total	30	\$10,221,000.00	30	60	\$943,300.00	1	\$25,000.00	41	\$7,135,745.00	2	\$387,000.00	5	\$588,400.00

Total Permits		
Permits	Value \$	Dwellings
6	\$350,000.00	0
8	\$1,304,000.00	3
11	\$1,131,900.00	0
6	\$1,742,447.00	3
9	\$856,500.00	2
22	\$2,612,700.00	7
18	\$1,618,160.00	3
16	\$2,131,700.00	2
11	\$1,050,338.00	1
12	\$1,599,700.00	3
10	\$3,502,500.00	5
10	\$1,400,500.00	1
139	\$19,300,445.00	30

% of Total Permits 71.65% 76.92% 78.95%

Monthly Totals

	Prts	Value \$	Dwell #
January	13	\$605,000.00	1
February	12	\$1,572,500.00	4
March	12	\$1,631,900.00	0
April	11	\$1,989,447.00	4
May	17	\$2,026,966.00	5
June	31	\$2,932,000.00	8
July	25	\$3,133,560.00	3
August	22	\$2,627,995.00	2
September	14	\$1,173,338.00	1
October	15	\$2,459,700.00	4
November	12	\$3,537,500.00	5
December	10	\$1,400,500.00	1
Year To Date	194	\$25,090,406.00	38

Saskatchewan

	Residential			Prt	Commercial \$	Prt	Industrial \$	Prt	Institutional \$				
	Prt	New Dwelling \$	#							Improvement \$	Prt	Garage \$	
January	1	\$180,000.00	1	5	\$35,000.00	0	\$0.00	1	\$40,000.00	0	\$0.00	0	\$0.00
February	1	\$155,000.00	1	3	\$113,500.00	0	\$0.00	0	\$0.00	0	\$0.00	0	\$0.00
March	0	\$0.00	0	0	\$0.00	0	\$0.00	0	\$0.00	0	\$0.00	1	\$500,000.00
April	1	\$225,000.00	1	4	\$22,000.00	0	\$0.00	0	\$0.00	0	\$0.00	0	\$0.00
May	3	\$865,000.00	3	4	\$168,000.00	0	\$0.00	0	\$0.00	0	\$0.00	1	\$137,466.00
June	1	\$175,000.00	1	7	\$40,000.00	0	\$0.00	1	\$104,300.00	0	\$0.00	0	\$0.00
July	0	\$0.00	0	3	\$18,400.00	2	\$47,000.00	1	\$850,000.00	0	\$0.00	1	\$600,000.00
August	0	\$0.00	0	4	\$98,500.00	1	\$25,000.00	1	\$372,795.00	0	\$0.00	0	\$0.00
September	0	\$0.00	0	2	\$23,000.00	0	\$0.00	1	\$100,000.00	0	\$0.00	0	\$0.00
October	1	\$220,000.00	1	1	\$140,000.00	0	\$0.00	0	\$0.00	1	\$500,000.00	0	\$0.00
November	0	\$0.00	0	1	\$15,000.00	0	\$0.00	1	\$20,000.00	0	\$0.00	0	\$0.00
December	0	\$0.00	0	0	\$0.00	0	\$0.00	0	\$0.00	0	\$0.00	0	\$0.00
Total	8	\$1,820,000.00	8	34	\$673,400.00	3	\$72,000.00	6	\$1,487,095.00	1	\$500,000.00	3	\$1,237,466.00

Total Permits		
Permits	Value \$	Dwellings
7	\$255,000.00	1
4	\$268,500.00	1
1	\$500,000.00	0
5	\$247,000.00	1
8	\$1,170,466.00	3
9	\$319,300.00	1
7	\$1,515,400.00	0
6	\$496,295.00	0
3	\$123,000.00	0
3	\$860,000.00	1
2	\$35,000.00	0
0	\$0.00	0
55	\$5,789,961.00	8

% of Total Permits 28.35% 23.08% 21.05%

December 2018

Permit Number	Project Information	Type of Work	Construction Value Total	Construction Location	Lot/Block/Plan
AB					
LYDB017518LD	Commercial	Renovation	\$ 80,000.00	105- - 7803 44 Street	5 1 142 3737
LYDB019118LD	Commercial	Renovation	\$ 60,000.00	Building D- - 5027 44 Street	42 1 162 2097
LYDB019418LD	Commercial	Renovation	\$ 650,000.00	5211 44 Street	G 902 2963
	3	AB TOTAL	\$790,000.00		
LYDB019218LD	Industrial	Renovation	\$ 375,000.00	6606 50 Avenue	17 B 012 0327
	1	AB TOTAL	\$375,000.00		
LYDB014318LD	Residential	Basement Development	\$ 15,000.00	5230 15 Street	84 54 074 0287
LYDB017218LD	Residential	Garage	\$ 25,000.00	5713 29 Street	8 39 792 2747
LYDB019518LD	Residential	Basement Development	\$ 10,000.00	1704 59B Avenue	4 12 132 4385
LYDB019618LD	Residential	Basement Development	\$ 10,000.00	7104 36 Street	10 24 132 4708
LYDB019318LD	Residential	Deck	\$ 500.00	5705 20 Street Close	88 58 112 5323
	5	AB TOTAL	\$60,500.00		
LYDB018918LD	Residential	New Dwelling Fire Remediation	\$ 175,000.00	2102 59A Avenue	15 10 052 3833
	1	AB TOTAL	\$175,000.00		
	10	AB TOTAL	\$1,400,500.00		
SK					
	0	SK TOTAL	\$0.00		
	0	SK TOTAL	\$0.00		

10 PERMITS ISSUED	SK TOTAL	\$0.00	0 SK PERMIT
	AB TOTAL	\$1,400,500.00	10 AB PERMITS
	AB + SK TOTAL	\$1,400,500.00	



194

Permits issued
in 2018



\$25,090,406

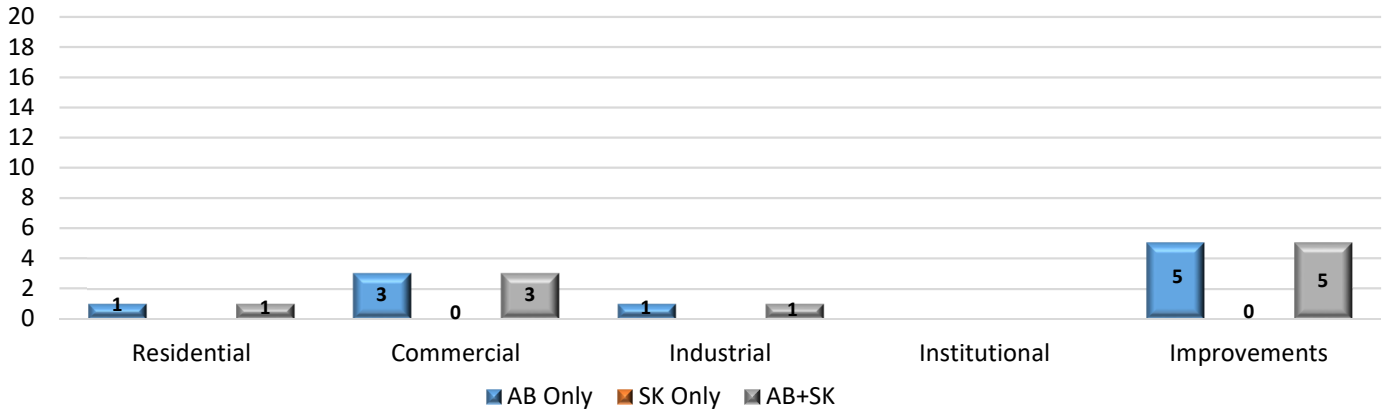
Permit value in
2018



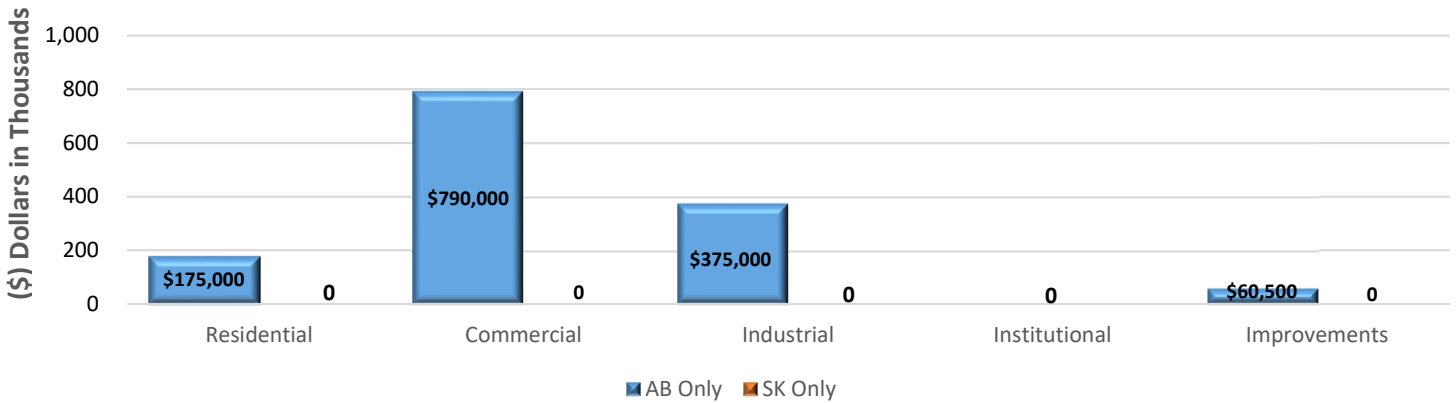
38

New Dwellings
in 2018

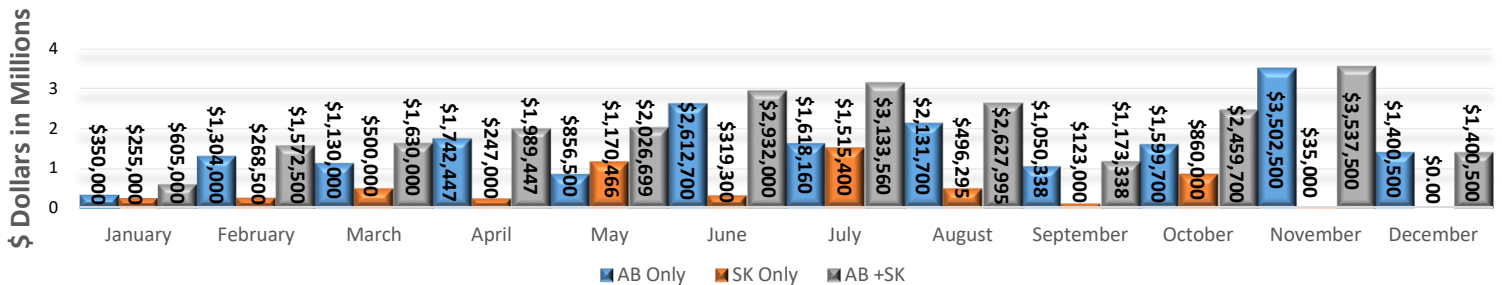
December 2018 - Permits Issued



December 2018 Permit Values



2018 Permit Values Total



Year	2014	2015	2016	2017	2018
# of Permits	599	375	257	212	194
Permit Value	\$172,734,879	\$119,270,424	\$36,784,756	\$40,732,618	\$25,090,406
# of New Dwellings	590	124	58	63	38